

4 100m Butterfly Men Final

Official



































NZR	Open New Zealand Long Course Record	51.61	2009-04-01	Corney Swanepoel AK
18yr NZR	18 Years New Zealand Long Course Records	52.28	2009-04-01	Daniel Bell AK
17yr	17 Years New Zealand Long Course	53.76	2004-03-06	Corney Swanepoel



































Show more









☰ Qualified 1☰ Heats 🏊 Summary

Total

Rank	Competitor	Age	Club	RT	PTS	Result
1	Carlisle Caleb	18	Napier Aquahawks	+0.71		55.10 Entry: 56.35 (-1.25)
	50m: 25.50 100m: 55.10 (29.60)					
2	Odom Alex	18	Kiwi West Aquatics	+0.64		56.35 Entry: 56.94 (-0.59)
	50m: 25.63 100m: 56.35 (30.72)					
3	Peck Ryan	18	United Swimming Club	+0.66		56.72 Entry: 57.74 (-1.02)
	50m: 26.04 100m: 56.72 (30.68)					
4	Visser Brendan	18	Coast Swimming Club	+0.69		56.78 Entry: 58.28 (-1.50)
	50m: 26.80 100m: 56.78 (29.98)					
5	Muchirahondo Ariel	15	Swim Rotorua	+0.70		56.79 Entry: 57.49 (-0.70)
	50m: 26.30 100m: 56.79 (30.49)					
6	Wang Mason	16	United Swimming Club	+0.58		57.00 Entry: 57.34 (-0.34)
	50m: 26.37 100m: 57.00 (30.63)					
7	Humphries Jacob	15	North Shore Swimmi...	+0.74		57.12 Entry: 57.78 (-0.66)
	50m: 26.72 100m: 57.12 (30.40)					
8	Kenny Sam	18	Coast Swimming Club	+0.64		57.32 Entry: 57.88 (-0.56)
	50m: 26.59 100m: 57.32 (30.73)					
9	Downey Max	16	St Peter's Swimming ...	+0.65		57.50 Entry: 58.12 (-0.62)
	50m: 26.37 100m: 57.50 (31.13)					
10	Kregting Daniel	16	Roskill Swimming Club	+0.59		57.51 Entry: 57.81 (-0.30)
	50m: 26.72 100m: 57.51 (30.79)					
11	Howat Kayne	15	SwimZone Racing	+0.64		57.56 Entry: 58.85 (-1.29)
	50m: 27.15 100m: 57.56 (30.41)					
12	Gear Isaac	16	Mt Eden Swimming	+0.66		57.60 Entry: 59.30 (-1.70)
	50m: 26.41 100m: 57.60 (31.19)					

13	 Verran Joel	18	 Wharenui Swim Club	+0.71	57.93 Entry: 58.88 (-0.95)
	50m: 27.14 100m: 57.93 (30.79)				
14	 Yuan Eric	16	 Porirua City Aquatics	+0.64	58.42 Entry: 59.22 (-0.80)
	50m: 27.50 100m: 58.42 (30.92)				
15	 Knowles (V) Ari	14	 Australia	+0.64	58.46 Entry: 59.23 (-0.77)
	50m: 27.45 100m: 58.46 (31.01)				
16	 Lloyd Hunter	16	 Raumati Swimming C...	+0.52	58.79 Entry: 59.42 (-0.63)
	50m: 27.40 100m: 58.79 (31.39)				
17	 Inwood Hamish	16	 Jasi Swim Club	+0.74	59.40 Entry: 1:00.97 (-1.57)
	50m: 27.54 100m: 59.40 (31.86)				
18	 Love Jack	17	 Blenheim Swimming ...	+0.65	59.48 Entry: 59.04 (+0.44)
	50m: 27.72 100m: 59.48 (31.76)				
18	 Hardie Orlando	15	 Hamilton Aquatics	+0.73	59.48 Entry: 59.11 (+0.37)
	50m: 26.88 100m: 59.48 (32.60)				
20	 Douillard (V) Noa	15	 Dumbea New Caledo...	+0.48	59.62 Entry: 1:00.94 (-1.32)
	50m: 28.10 100m: 59.62 (31.52)				
21	 Cayuela (V) Loann	17	 New Caledonia	+0.60	59.77 Entry: 59.09 (+0.68)
	50m: 27.92 100m: 59.77 (31.85)				
22	 Astley Jordan	18	 Jasi Swim Club	+0.67	59.85 Entry: 59.58 (+0.27)
	50m: 27.83 100m: 59.85 (32.02)				
23	 Skidmore Sam	14	 Trojans Swim Club	+0.67	1:00.00 Entry: 1:00.45 (-0.45)
	50m: 27.44 100m: 1:00.00 (32.56)				
24	 Heberley Mitchell	17	 SwimZone Racing	+0.66	1:00.05 Entry: 58.90 (+1.15)
	50m: 27.22 100m: 1:00.05 (32.83)				
25	 Beattie Flynn	15	 Mt Maunganui Swim...	+0.72	1:00.12 Entry: 1:01.04 (-0.92)
	50m: 28.03 100m: 1:00.12 (32.09)				
26	 Broadfoot Declan	14	 Pirates Swim Team	+0.68	1:00.31 Entry: 1:01.39 (-1.08)
	50m: 28.16 100m: 1:00.31 (32.15)				
27	 Diener Corne	16	 St Paul's Swimming ...	+0.64	1:00.66 Entry: 1:00.42 (+0.24)
	50m: 27.68 100m: 1:00.66 (32.98)				
28	 Salomonsson Neo	15	 Kiwi ASC	+0.73	1:00.97 Entry: 1:01.85 (-0.88)
	50m: 28.13 100m: 1:00.97 (32.84)				
29	 Karpov Savva	15	 Onehunga Swimming...	+0.68	1:01.13 Entry: 1:00.41 (+0.72)
	50m: 28.73 100m: 1:01.13 (32.40)				

30	 Feng Andrew	14	 North Shore Swimmi...	+0.63	1:01.15 Entry: 1:00.89 (+0.26)
	50m: 28.71 100m: 1:01.15 (32.44)				
31	 Grace Flynn	16	 Vikings Swim Club Inc	+0.72	1:01.27 Entry: 1:01.05 (+0.22)
	50m: 28.61 100m: 1:01.27 (32.66)				
32	 Sun Michael	14	 United Swimming Club	+0.65	1:01.28 Entry: 1:02.34 (-1.06)
	50m: 28.50 100m: 1:01.28 (32.78)				
33	 Paki Te	13	 Northwave Swim Club	+0.69	1:01.38 Entry: 1:02.22 (-0.84)
	50m: 28.67 100m: 1:01.38 (32.71)				
34	 Hou Rui	15	 Roskill Swimming Club	+0.69	1:01.40 Entry: 1:01.93 (-0.53)
	50m: 28.26 100m: 1:01.40 (33.14)				
35	 Delamare William	16	 Coast Swimming Club	+0.69	1:01.85 Entry: 59.80 (+2.05)
	50m: 27.59 100m: 1:01.85 (34.26)				
36	 Candish Blake	15	 Whanganui Swimmin...	+0.68	1:01.92 Entry: 1:02.41 (-0.49)
	50m: 29.20 100m: 1:01.92 (32.72)				
37	 Stracey Monty	14	 Wharenui Swim Club	+0.69	1:02.77 Entry: 1:03.49 (-0.72)
	50m: 29.51 100m: 1:02.77 (33.26)				
38	 Segers Seb	14	 United Swimming Club	+0.70	1:02.97 Entry: 1:04.73 (-1.76)
	50m: 28.97 100m: 1:02.97 (34.00)				
39	 Glintmeyer Kase	13	 Coast Swimming Club	+0.64	1:03.17 Entry: 1:04.00 (-0.83)
	50m: 29.48 100m: 1:03.17 (33.69)				
40	 Andersen (V) Paxton	14	 Australia	+0.48	1:03.33 Entry: 1:02.86 (+0.47)
	50m: 29.48 100m: 1:03.33 (33.85)				
41	 Sandford Alex	14	 Coast Swimming Club	+0.74	1:03.42 Entry: 1:03.82 (-0.40)
	50m: 28.77 100m: 1:03.42 (34.65)				
42	 Wang William	13	 Coast Swimming Club	+0.68	1:03.51 Entry: 1:05.36 (-1.85)
	50m: 29.40 100m: 1:03.51 (34.11)				
43	 Atkinson Will	13	 Blenheim Swimming ...	+0.81	1:03.71 Entry: 1:05.60 (-1.89)
	50m: 29.40 100m: 1:03.71 (34.31)				
44	 Williams Everett	13	 Matamata Swim Club	+0.74	1:04.82 Entry: 1:06.73 (-1.91)
	50m: 29.52 100m: 1:04.82 (35.30)				
45	 Narayan Ari	14	 Hamilton Aquatics	+0.63	1:05.35 Entry: 1:05.61 (-0.26)
	50m: 30.88 100m: 1:05.35 (34.47)				
46	 Callow William	13	 Aquagym Swimming ...	+0.76	1:05.58 Entry: 1:08.94 (-3.36)
	50m: 30.94 100m: 1:05.58 (34.64)				

47	 Childs Henry	13	 Northwave Swim Club	+0.66	1:05.72 Entry: 1:07.39 (-1.67)
	50m: 30.84		100m: 1:05.72 (34.88)		
48	 Chen Michael	13	 United Swimming Club	+0.58	1:05.95 Entry: 1:07.37 (-1.42)
	50m: 30.34		100m: 1:05.95 (35.61)		
49	 Boocock James	13	 Nelson South Swim ...	+0.79	1:06.69 Entry: 1:07.52 (-0.83)
	50m: 31.15		100m: 1:06.69 (35.54)		
50	 Wang Henry	13	 North Shore Swimmi...	+0.64	1:08.19 Entry: 1:08.61 (-0.42)
	50m: 30.90		100m: 1:08.19 (37.29)		